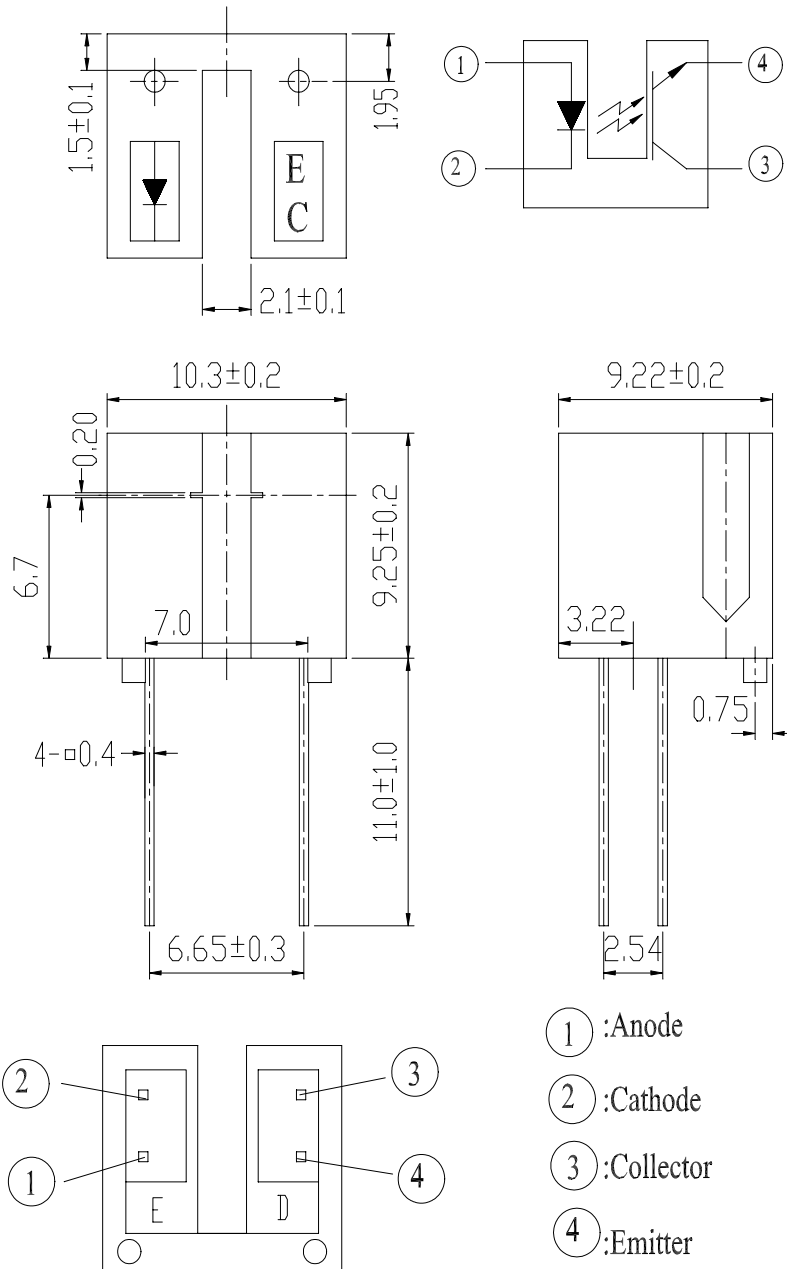




■Package Dimensions :



| DESIGNER | CHECKER | APPROVED |
|----------|---------|----------|
| | | |

Office: NO 25, Lane 76, Chung Yang Rd., Sec.3
Tucheng, Taipei 236, Taiwan, R.O.C.
TEL: 886-2-2267-2000, 2267-9936 (22Lines)
FAX: 886-2-2267-6189



© Notes :

- 1.All dimensions are in millimeter.
- 2.General Tolerance:±0.2mm
- 3.Lead spacing is measured where the lead emerge from the package.
- 4.Above specification may be changed without notice. EVERLIGHT will reserve authority on material change for above specification.
- 5.These specification sheets include materials protected under copyright of EVERLIGHT corporation. Please don't reproduce or cause anyone to reproduce them without EVERLIGHT's consent.
- 6.When using this product , please observe the absolute maximum ratings and the instructions for use outlined in these specification sheets. EVERLIGHT assumes no responsibility for any damage resulting from use of the product which does not comply with the absolute maximum ratings and the instructions included in these specification sheets.

■ Descriptions:

The ITR8010 (Slot Optical Switch) is a gallium arsenide infrared emitting diode which is coupled with a silicon photo transistor in a plastic housing. The packaging system is designed to optimizes the mechanical resolution, coupling efficiency, and insulates ambient light. The slot in the housing a provides a means of interrupting the signal with printer, scanner, copier, or other opaque material, switching the output from an " ON" to" OFF" state.

■ Features:

- Wide gap between light emitter and detector(2.1mm)
- High sensing accuracy
- PWB mounting type package
- Pb free
- The product itself will remain within RoHS compliant version.

■ Applications:

- Copier
- Printer
- Facsimile
- Ticket vending machine
- Opto-electronic switch



■ Absolute Maximum Ratings (Ta=25°C)

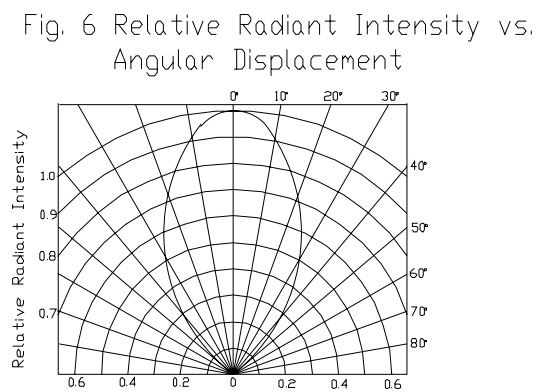
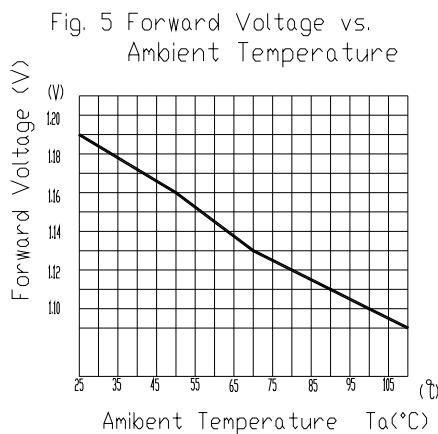
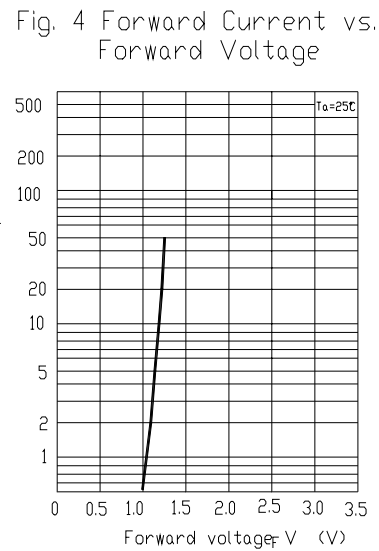
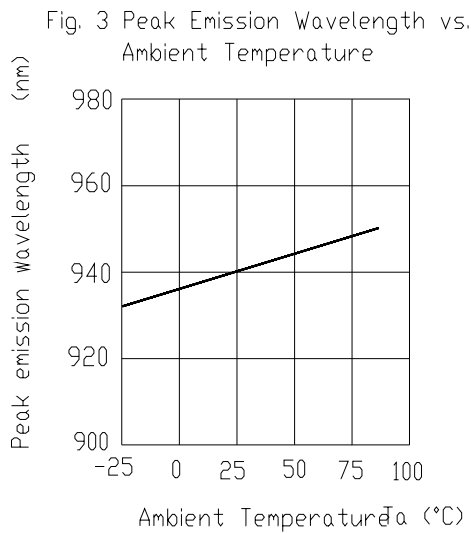
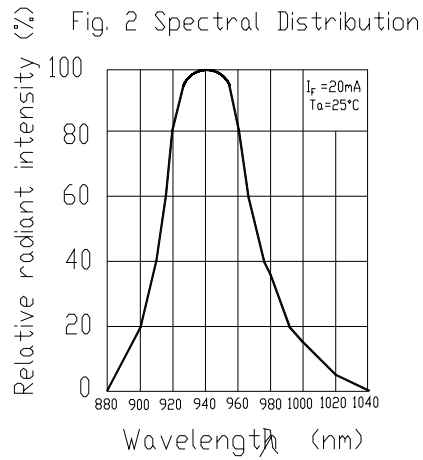
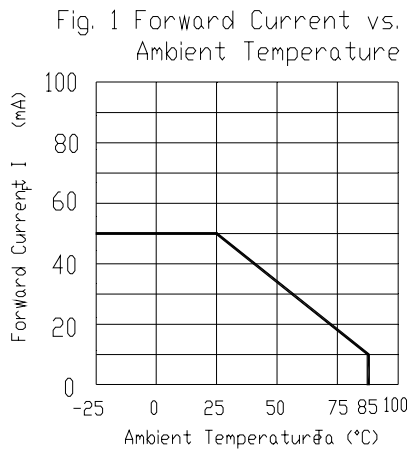
| Parameter | | Symbol | Ratings | Unit |
|---|---|------------------|---------|------|
| Input | Power Dissipation at(or below) 25°C Free Air Temperature | Pd | 75 | mW |
| | Reverse Voltage | V _R | 5 | V |
| | Forward Current | I _F | 50 | mA |
| | Peak Forward Current Pulse width ≤100 μs, Duty cycle=1% | I _{FP} | 1 | A |
| Output | Collector Power Dissipation | P _C | 75 | mW |
| | Collector Current | I _C | 20 | mA |
| | Collector-Emitter Voltage | V _{CEO} | 30 | V |
| | Emitter-Collector Voltage | V _{ECO} | 5 | V |
| Operating Temperature | | Topr | -25~+85 | °C |
| Storage Temperature | | Tstg | -40~+85 | °C |
| Lead Soldering Temperature (1/16 inch from body for 5 seconds) | | Tsol | 260 | °C |

■ Electro-Optical Characteristics (Ta=25°C)

| Parameter | | Symbol | Min. | Typ. | Max. | Unit | Condition |
|-------------------------|------------------------|----------------------|------|------|------|------|---|
| Input | Forward Voltage | V _F | - | 1.2 | 1.6 | V | I _F =20mA |
| | Reverse Current | I _R | - | - | 10 | μA | V _R =5V |
| | Peak Wavelength | λ _p | - | 940 | - | nm | I _F =20mA |
| | View Angle | 2□1/2 | - | 60 | - | Deg | I _F =20mA |
| Output | Collector Dark Current | I _{CEO} | - | - | 100 | nA | V _{CE} =10V |
| Transfer Characteristic | C-E Saturation Voltage | V _{CE(sat)} | - | - | 0.4 | V | I _C =0.5mA I _F =20mA |
| | Collector Current | I _{C(ON)} | 0.5 | - | - | mA | V _{CE} =5V I _F =20mA |
| | Rise time | t _r | - | 20 | - | μsec | V _{CE} =5V |
| | Fall time | t _f | - | 20 | - | μsec | I _C =1mA R _L =1KΩ |



■ Typical Characteristics For IR



Typical Characteristics For PT

Fig.1 Collector Power Dissipation vs. Ambient Temperature

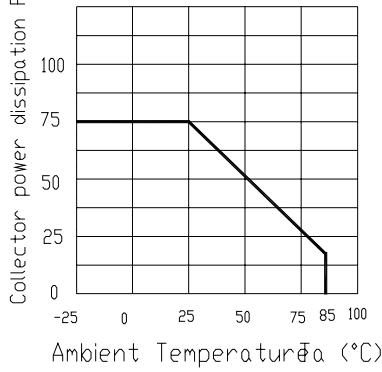


Fig.2 Collector Dark Current vs. Ambient Temperature

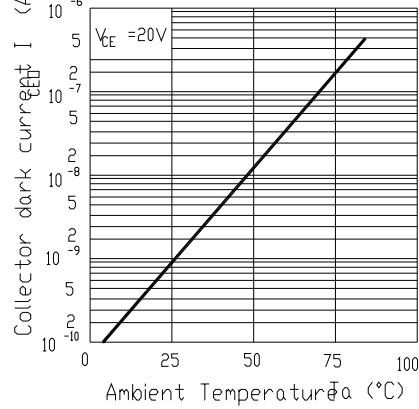


Fig.3 Spectral Sensitivity

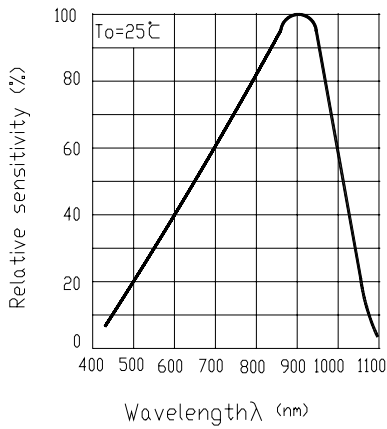
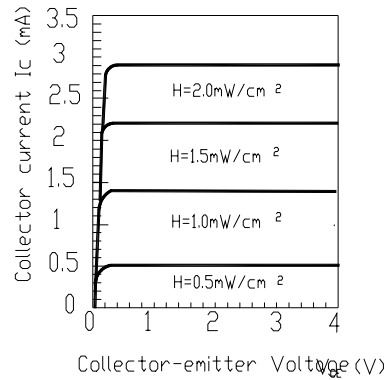


Fig.4 Collector Current vs. Collector-emitter Voltage



Typical Characteristics For ITR

Fig.1 Relative Collector Current vs. Shield Distance(1)

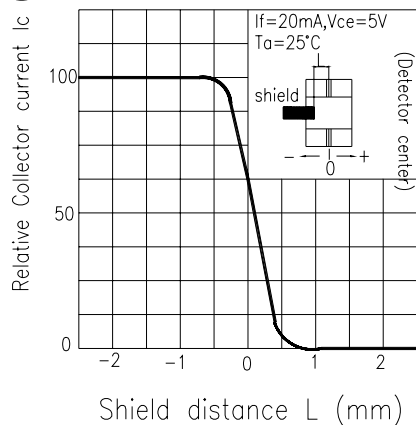
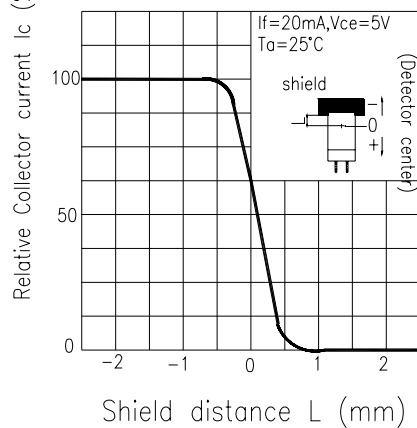


Fig.2 Relative Collector Current vs. Shield Distance(2)





■ Reliability test item and condition

The reliability of products shall be satisfied with item listed below:

Confidence level :90%

LTPD:10%

| Parameter | Purpose & Condition | Failure Judgement Criteria | Samples(n) Defective(c) |
|--------------------------|---|---|----------------------------|
| Temperature Cycle | Evaluates product's ability to withstand exposure to high temperature, low temperature, and temperature variation between two limit temperature. Standard test Condition: $\begin{matrix} 85^{\circ}\text{C} & \sim & 25^{\circ}\text{C} & \sim & -55^{\circ}\text{C} & \sim & 25^{\circ}\text{C} \\ \downarrow & & \downarrow & & \downarrow & & \downarrow \\ 30\text{min} & & 5\text{min} & & 30\text{min} & & 5\text{min} \\ & & & & & & 50\text{ cycle} \end{matrix}$ | $I_R \geq U \times 2$ $I_{c(on)} \leq L \times 0.8$ $V_F \geq U \times 1.2$ U : Upper specification limit L : Lower specification limit | n =22 , c=0 |
| Thermal Shock | Evaluates product's ability to withstand rapid temperature change Standard test Condition: $\begin{matrix} 85^{\circ}\text{C} & \sim & -55^{\circ}\text{C} \\ 5\text{min} & & 5\text{min} \\ & & 50\text{cycle} \end{matrix}$ | | n =22 , c=0 |
| High Temperature Storage | Evaluates product's ability to withstand prolonged storage at high temperature Standard test Condition: Temperature : 100 °C Time : 1000hrs | | n =22 , c=0 |
| Low Temperature Storage | Evaluates product's ability to withstand prolonged storage at low temperature Standard test Condition: Temperature : -55 °C Time : 1000hrs | | n =22 , c=0 |



EVERLIGHT ELECTRONICS CO., LTD.

Device Number: DRX-080-002 REV: 2

MODEL NO: ITR8010

Ecn:

Page:7of8

| Parameter | Purpose & Condition | Failure Judgement Criteria | Samples(n) Defective(c) |
|---------------------------------------|--|--|----------------------------|
| Operating Life Test | Evaluates product's endurance to prolonged electrical or temperature stresses. Standard test Condition: $V_{CE}=5V$ $I_F=20mA$ Time : 1000hrs | $I_R \geq U \times 2$ $I_{c(on)} \leq L \times 0.8$ $V_F \geq U \times 1.2$ U : Upper specification limit | n =22 , c=0 |
| High Temperature High Humidity | Evaluates product's ability to withstand prolonged storage at high temperature and high humidity. Standard test Condition: Temperature: 85°C Relative humidity:85% Time : 1000hrs | L : Lower specification limit | n =22 , c=0 |
| Soldering Heat | Evaluates product's ability to withstand soldering heat Standard test conditions Solder temperature : 260±5°C Solder time : 10 seconds | | n =22 , c=0 |

Supplements

1.Parts

(1) Chip

| Type | Material | Peak Wavelength |
|------|----------------|-----------------|
| IR | GaAs or GaAlAs | 940 nm |
| PT | Silicon | 860 nm |

(2)Material

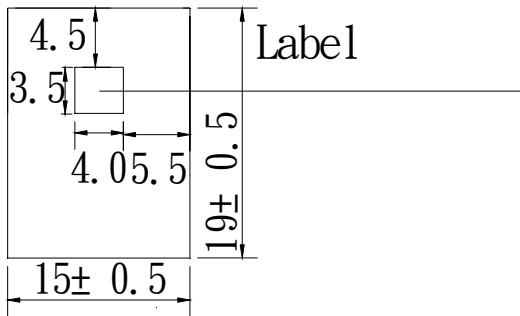
| Type | Lead frame | Wire | Part Package | Holder |
|----------|------------|------|--------------|--------|
| Material | SPCC | Gold | Epoxy | ABC |



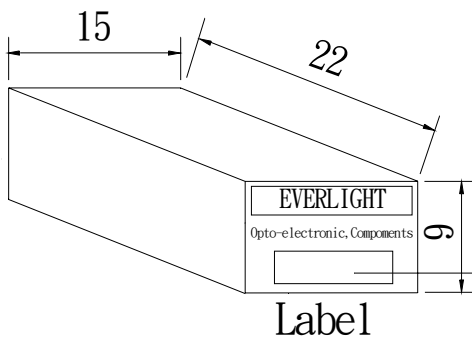
MODEL NO: ITR8010

■ Packing Specifications

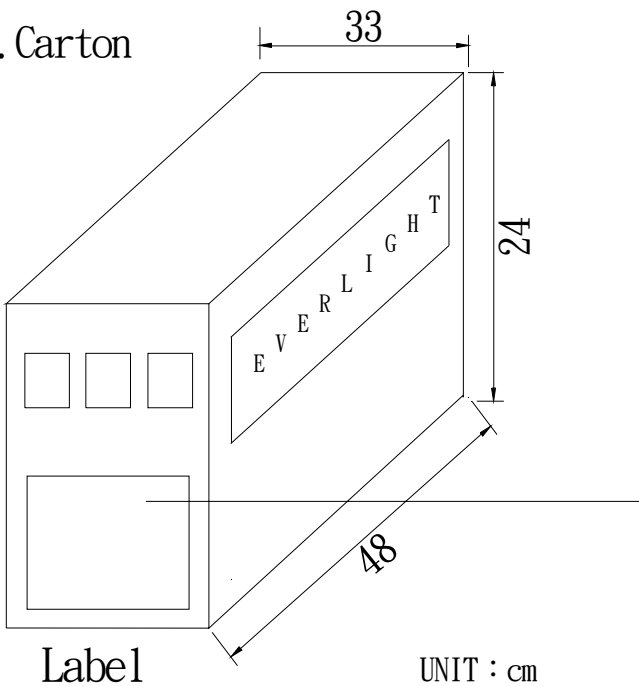
1. Bag



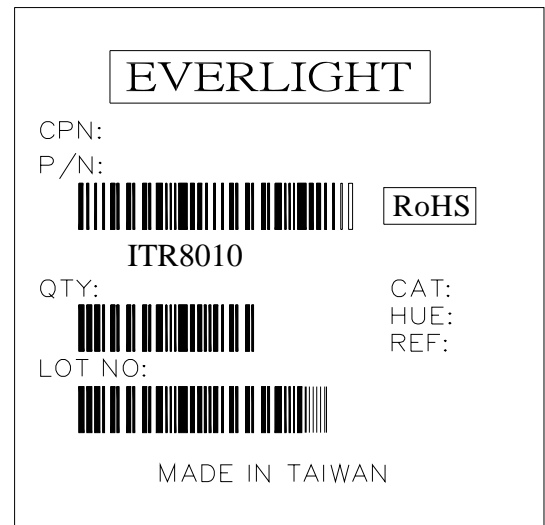
2. Box



3. Carton



UNIT : cm



CPN : Customer's Product Number
 P/N : Product Number
 QTY : Packing Quantity
 CAT : Ranks
 HUE : Peak Wavelength
 REF : Reference
 LOT NO : Lot Number
 MADE IN TAIWAN : Production place

■ Packing Quantity Specification

1.150Pcs/1Bag , 4Bags/1Box

2.10Boxes/1Carton